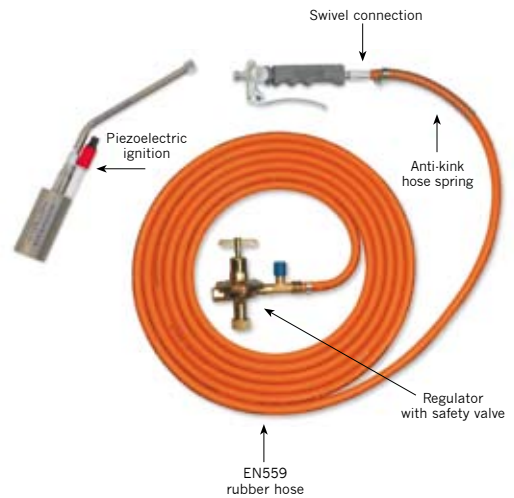


TITANIUM
torch
30% lighter



- Profy 2 Titanium is a torch made of ultralight TITANIUM. It has been designed by Calloni to lighten the hard and tiring daily work of the waterproofing professionals. In fact, since it is extremely light, it guarantees a considerable reduction of hard work, in particular for long-lasting jobs.
- Lightness, supremacy of performances, accuracy and speed, together with the possibility of customization are the main features of Profy 2 Titanium
- It has been approved by the TÜV (German Safety Control Authority) and designed in accordance with DIN standards and EC safety, health and environmental

- It has a lever, a **CALIBRATION VALVE** which **CONTROLS THE LOW POINT** (to prevent the starting flame from reaching a dangerous length) and a main valve by which the flow of gas can be opened, cut off and regulated.
- This model is **WITH INTERCHANGEABLE LANCE**.
- The whole range is available both in the standard version and with optional accessories.

SPARE PARTS AND ACCESSORIES


Bell heads

CODE

- 1014.5TA Ø 50 mm titanium bell head with piezoelectric ignition
- 1014.6TA Ø 60 mm titanium bell head with piezoelectric ignition
- 1014.5DTA 2 x Ø 50 mm titanium double bell head with piezoelectric ignition
- 1014.5T Ø 50 mm titanium bell head
- 1014.6T Ø 60 mm titanium bell head
- 1014.5DT 2 x Ø 50 mm titanium double bell head

WITH PIEZOELECTRIC IGNITION

WITHOUT PIEZOELECTRIC IGNITION



Available accessories

- **Piezoelectric ignition**
Code 1014.AP
- **Swivel connection**
Code 1011.AG
- **Anti-kink hose spring**
Code 1011.MT
- **Rubber hose EN559**
Code 1025.EN
- **Stand**
Code 1011.PP
- **Replacement kit for Profy Titanium flow valve**
Code 1011.RK5
- **Professional high pressure LPG regulator with safety valve**
Code 1030.V

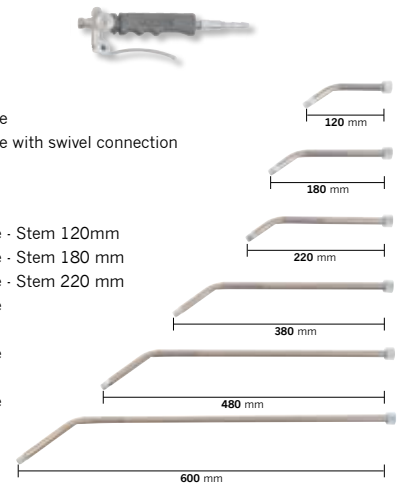
Profy 2 Titanium Torch

Handle

- CODE
- IPTI Profy 2 Titanium handle
- IPTIG Profy 2 Titanium handle with swivel connection

Lance (without head)

- CODE
- LPTI12 Profy 2 Titanium Lance - Stem 120mm
- LPTI18 Profy 2 Titanium Lance - Stem 180 mm
- LPTI22 Profy 2 Titanium Lance - Stem 220 mm
- LPTI38 Profy 2 Titanium Lance Stem 380 mm
- LPTI48 Profy 2 Titanium Lance Stem 480 mm
- LPTI60 Profy 2 Titanium Lance Stem 600 mm



SPECIFICATIONS

Profy 2 Titanium torch							
Size			Caloric output			Max Consumption	
Head mm Ø	Stem mm	Weight gr	Kcal/h	Kw	Kj/h	Operating pressure bar	Kg/h (4bar)
50	220	576	64729	75,27	270891	2 - 4	5,400
60	220	593	93498	108,72	391287	2 - 4	7,800
2x50	220	816	95296	110,81	398812	2 - 4	7,950

Piezoelectric ignition 57 gr

Regulator with safety valve

Flow capacity	12 Kg/h
Rated pressure (inlet)	16 bar
Operating pressure (outlet)	max 4 bar
Weight	520 gr
Gases to be used	propane C3 H8 · butane C4 H10